

Waverley Woodworkers Inc.

October 2023

Newsletter

Volume 31, Issue 10

Central Reserve, Under the Grandstand
Springvale Road, Glen Waverley 3150
Phone 9807 9648

www.waverleywoodworkers.com
ABN: 458 367 522 81



Our Mission : To create wood craft items in a supporting, diverse, friendly, sharing environment.

Jan's Sawdust

Hi everyone at our club,

- Over the last month I have been spending most days at the club due to a combination of club initiatives, committee meeting, interacting with members, following up on group activities, being a Member on Duty and even squeezing in my own project. While doing all that, I get to sense the positive vibe from many of our active members, those who volunteer around the club and contribute so much of their time and energy to making WWI such a great place. You all know who you are... **Thank you so much!!**
- Club night is at 7pm Wednesday 11 October.** We have a mystery guest so please take the time to come over for the evening. Refreshments and nibbles will be provided and it will still be daylight now we are well into spring.
- We now have a Facebook page at www.facebook.com/waverley.woodworkers/ which can be easily found by looking up **Waverleywoodworkers** on FB. Please post your comments, examples of work and really make this page a feature... We are hoping to get new member engagement out of this so please help us to help you.
- This past week I have submitted an article to be published in **Australian Woodworker magazine**. The article is about us as a club and will feature photos of our activities and some of our members.... Let's see how the AWW Club Drumbeat plays out... looking very positive at this stage from what the magazine's editor has conveyed to me.



October club night



7 pm Wednesday 11 October 2023
Mystery Guest – "A life in the legal profession".
Followed by Show and Tell
Visitors Welcome

(Continue on page 2)

Pinewood

Community
Bank® Branch

 Bendigo Bank

Waverley Woodworkers wish to thank for your ongoing support for our projects.

65 Centreway, Mount Waverley VIC 3149

Phone: (03) 9886 6477

(Continue from page 1)

- We had a fascinating **club night in September**. **Josh Button**, your presentation, superb canoe and Viking implements were excellent examples of aspirational and practical woodworking. Thank you! A shout out for those members who attended, many of whom also brought in very fine examples of their work which feature in this newsletter. However, that leads me to reflect on **why we regularly see less than 20 per cent of our members attending club nights?** Maybe we will find out when we get your responses through the **membership survey** that Ian Bell has put together....

Check the link in <https://www.surveymonkey.com/r/MS5Q3F5> more detail available in **Ian Bell's** section of this newsletter. Please contribute to the survey and help us better understand your perspectives.

- As a wrap up.... **Our volunteers** put in a lot of effort to maintain a welcoming, efficient and inclusive club....everything works (we have a very good record of equipment up time) and help is always available. So a gentle request to many When you come in, say hello pro-actively, make a point of showing interest in other members work, "chew the fat" (to coin an Americanism), offer to help with the cleaning (preferably not after the DM has already done the work), help with the dust bag replacement and don't rely on the concept of "someone else should do it", that someone can be you..... and take some time out for 15 minutes at morning tea to get to know those present... We have a genuinely diverse group of people all of whom have a story to share and a quick relax over coffee and a bikkie helps build a community.

All the best ! Jan

Club night 13 September 2023

We invited **Josh Button** to present about his interests in canoe making and Viking re-enactment implements. True to form Josh turned up with his magnificent hand made canoe and showed us a range of Viking weapons, tools, utensils and footwear that are used for re-enactment events.

Josh gave a fascinating audio-visual insight about how the canoe was made and the challenges of wood bending and skinning the frame.

Those present were truly impressed with fine examples of aspirational craftsmanship. Thank you so much Josh for sharing your passion and work with us.



Waverley Woodworkers wish to thank **Bunnings** for ongoing support for support of our Community Projects of Toys for Kids.

Fathers Day event at Bunnings Notting Hill 31 August 2023

We had a highly motivated and dedicated team front up to Bunnings at Notting Hill on Thursday 31 August. A wonderful event with lots of decorating, children writing wishes to Dads and general oiling of cutting boards. Lots of sanding of pencil containers. A great fun evening and we all enjoyed the company and vibe !!!!

Many thanks to our team of dedicated volunteers... *Bev Dihadjo, Joe Sullivan, Len Brear, Tony Lowry and Jan Lacki*. A special recognition for *John Watson and Ray Ffrench* who did an outstanding job in creating the pencil containers and chopping boards.

Finally, a big shout out for the Bunnings team who facilitated and helped us with this event. Bunnings is the key partner for us, as they supply the timber materials that we turn into the give aways.

A special thanks to our volunteers who give so much of their time to make our club the success that it is. That leads me to call out to many of our members who are not actively engaged, please get involved in your club as our existence and success depends on many of us pitching in pro-actively.



Special THANK YOU to Trevor Brooks.

Trevor has recently made a child’s walking aide. After being contacted about a “walker” for a very young child, Trevor has kindly donated the \$100 proceeds from the sale to our club. Thank you very much Trevor, you are a long standing and major contributor to our club and we are very grateful for your donation.

Jan Lacki



Waverley Woodworkers wish to thank **Senator Raff Ciccone** for his ongoing support especially with the printing of club documents.

1A Blackburn Rd, Blackburn
VIC 3130 Phone: (03) 9894 2098

Two projects to improve equipment use

- Upgrade to the "Darlec" mobile shop Vacuum to make it easier to move around. This is second now.
- Build a mobile trolley to hold the Festool dust collector and cyclone device.

We have a plan to construct this now so should be done in October. As part of this we will be looking to source adaptors to fit the battery operated sanders too.

Improving dust collection at the Mitre saw bench

Some work has been done to date to test ideas and this will continue this month – we cannot eliminate dust but act to minimise it during use. We are scoping up some alterations that we wish to do to the Dust Extractor piping which will aid in further reducing dust by increasing the pipe capacity to the table shroud.

Maintaining the Thicknesser

Following on from rotating the cutters, we have had a full service carried out on the machine. Although it is working well we require all bearings to be replaced. The timing of this will be advertised on the notice board inside the entrance door.

Maintaining the Jointer

We have held off on rotating the cutters at this time – we will reassess this month.

Dust Extractor Bags

I'm sure you know that the dust / shavings from our machines ends up in the extractor bins (in the driveway). The bins are lined with disposable bags to allow disposal of the waste – *we use about 200 bags each year and have ordered supply for the next 2 years at a cost of \$1150. Member fees at work!!*

Have you mislaid any items?

If we locate any items that appear to have been left by members they will be placed in the orange bin on the shelf unit in the office. Might be worth a look...

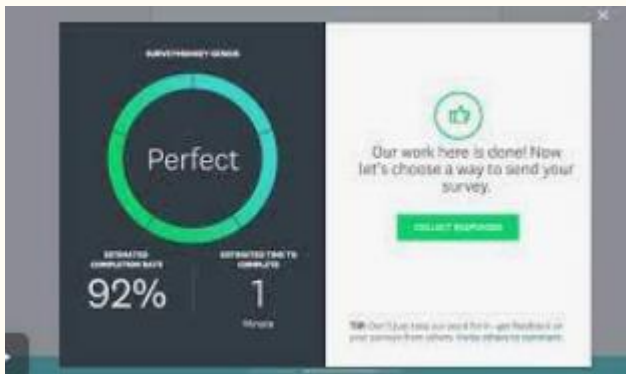
Toy Group Activities

Thanks to all members who have worked diligently this year producing some great toys and thank you to *Bill Fletcher* for co-ordinating our efforts. Thank you to *Mike Pope* who has been arranging recipients for our donation day on 10 October. *Jan Lacki* has kindly agreed to MC the event on the day. This day is such a good event where we get to see the gratitude of those we support.

QUICK online Survey - What you think is important

In the email distributing the newsletter, you will find a link to a quick survey to see [what members think about the club](#). [What works well](#), [what could be improved](#) and [what additional benefits we could offer](#).

Please take just 3-4 minutes to complete the survey for us. The Committee will publish a summary of the feedback in the next Newsletter and start to direct our attention to the areas YOU tell us are important.



⇒ <https://www.surveymonkey.com/r/MS5Q3F5>

Technology - Our Facebook and Website

[We're now on Facebook](#). We'll use this forum to broaden our appeal to the community and to stay in touch with like-minded organisations. This is a moderated forum with strict rules that mirror those of the Club which includes Inclusiveness and Respect. Come and see what we've just started and be part of the conversation. Search for [Waverley Woodworkers](#).

[Our website has an exclusive Members Area](#). In the members Area, we have information that we do not provide public access to and will increasingly use this area to communicate with members and add value.

To access this, simply go to our website, [click Members Area and sign up](#). We will provide all members automatic access within 24 hours.



I tried to come up with a carpentry pun that wood-work. I thought I nailed it but nobody saw it and I realised I was screwed.

From Len Brear

Working Bee at the workshop Thursday 12th October from 1pm

We are having a Working Bee to prepare material for the November "Family Fun Day" event organized by Monash Council. The club has participated in these events for the past 10 year or so (except for the recent lockdowns)

Monash Council has provided much support for the club (Rent assistance grants when we were at Windsor Ave and providing our new Workshop) and it is important for the Club to participate in Council events to maintain Council support in the future.



The 2 projects we will work on are preparing material for [Cutting boards](#) and [Pencil holders](#) that children will finish on the day by sanding, oiling and decorating the items.

Our work involves using the mitre saw, the router table and drill press and branding iron - not very demanding work.

In addition we have stock of the more involved [Pencil case and Money box kits](#) we made for last years cancelled event (about 25 of each).

There will be a "Volunteer" form in the Office to sign up.

Trevor Brooks


Committee Member.



1



3




2a



2b



4a



4b

Russell Painter (1)

- Turned bowl possibly in Silver Birch or Claret Ash, featuring a pattern created with fractal burning at 10,000 volts.

Jan Lacki (2a,2b,3,4a,4b,5)

- Walnut box with hinged lid,
- Small bandsaw box with fitted lid. Timber was from an old fence post
- Japanese Kumiko panel and 3 traditional Kumiko cutting jigs
- Scabbards for Japanese hand saws



5



6a



6b



8a



8b



9



7

Geoff Allen (6a,6b,7)

completed his Extendable Dining table in Myrtle. It seats 12 fully extended. Now for the chairs!

Miniature turned goblet in Ebony of 1cm high – ideal for offering guests a “drop of scotch”

Josh Button (8a,8b) - The canoe which featured in Josh’s talk

Brian Downie (9) - Propeller in Meranti with wipe on poly finish. Brian has previously made three propellers for the Moorabin Air Museum and has recently received a request from Queensland to make more. He has put his experience to use to make this one for himself.



10



11



12a



12b



12c

Brad Peterson (10,11)

- California Bungalow style Bay Window miniature in Kauri Pine
- Superbly crafted Miniature chest of drawers with Quilted Cedar drawer fronts, Huon Pine internals and hand-made brass hardware

Ian Heffernan (12a,b,c)

Most will know that Ian is an avid wood collector. He presented 3 boxes with sliding lids, for storing his timber samples. The first box was bought already filled with samples of Queensland Arid Timbers and is made from New Guinea Rosewood. The other two are made by Ian, to match; one being in New Zealand Kauri and the other in Radiata Pine salvaged from an old bed.

I am addressing possible Philatelists (stamp collectors) that might be interested in having a shoe box of international postal stamps (mostly European) that have been languishing with me for many years. The box itself arrived home as part of a very expensive pair of lady shoes which may not be relevant to the value of the stamps at all but it puts a certain personal psychological value to them. In this age of email and facsimile franking, real stamps are becoming seldom and almost redundant. If anyone is interested they should contact me for a free asset and free delivery.

Thanks,

Norman Bye



Hand Tool Event & Open Day Weekend - Free Event
Saturday 14th & Sunday 15th October, 10am - 4pm
14 Cottage St., Blackburn

OPEN DAY WEEKEND
MELBOURNE
GUILD OF FINE
WOODWORKING

FREE
Hand Tool Event
Sat 14th & Sun 15th October
14 Cottage St, Blackburn
10am - 4pm

SPECIAL GUEST -
Matt Kenney from the USA!!

This **FREE EVENT** is a weekend long feast of woodworking activities, demonstrations, a student exhibition, and the opportunity to buy fine tools (from merchants below) and beautiful salvaged timber. We look forward to seeing you there!

Richard Pullin – Japanese box

Richard is one of our newer members and has progressed rapidly to making a Japanese tool box. Richard has used re-purposed flooring timbers (a great example of up cycling) and the box features a lid with wedge locking feature. All mortice and tenon joinery and tenon wedges from redgum. Rather nice features are the raised tenons!



Karen Mac Farlane - Cutting Boards

Two grazing boards I made recently for the sister of one of our neighbours here in Warburton. They are much longer than my usual ones being 800mm long!

One is made from Fijian mahogany and the other is made with camphor laurel and a strip of myrtle. Both have the sides made with spotted gum. Both finished with walnut oil.



Special Interest Group Turning



Wolfgang is on Germany holidays and there is no report this month.

COMMITTEE 2023- 2024	
Executive	Position
Jan Lacki	President - Sponsor / Fundraising
	Vice President
John Watson	Secretary, Public Officer
David Keynton	Treasurer
Committee	
Tony Lowry	Workshop Operations Co-ordinator
Trevor Brooks	Box Kits Co-ordinator—Workshop Environment
Ian Mc Master	Committee Member
Ian Bell	Web co-ordinator
Others	
Norman Bye	Machine Maintenance
Bill Fletcher	Toy Group Co-ordinator
Alex Chin	Technology Support
Thanh Duong	Monthly newsletter
Peter Clunas	Hand Tool Sharpening
Geoff Allen	Wood Turning Classes
Frank Duyker	Wood Carving Classes

For any enquiry, please send email to

President	waverleywoodworkers.president@gmail.com	Jan Lacki
Secretary	waverleywoodworkers.secretary@gmail.com	John Watson
Treasurer	waverleywoodworkers.treasurer@gmail.com	David Keynton
Operations	waverleywoodworkers.operations@gmail.com	Tony Lowry
Unsure Who	waverleywoodworkersinfo@gmail.com	Ian Bell
Newsletter	Waverleywoodworkers.newsletter@gmail.com	Thanh Duong

Other Sponsors

Waverley Woodworkers would like to thank the following individuals and organizations who provide the extra support needed to ensure our club remains successful.



Matt Fregon
MP Ashwood



John Mullahy
MP Glen Waverley